

PACKAGING



SINGLE PACK

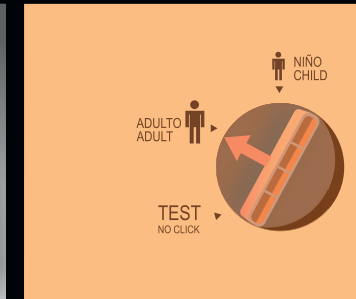
1 Practi-Man Basic, 1 Manual, 5 Lung, 2 Valves and 1 Transport bag with mat

CPR MANIKIN PRACTI-MAN BASIC

KEY FEATURES AND FUNCTIONS



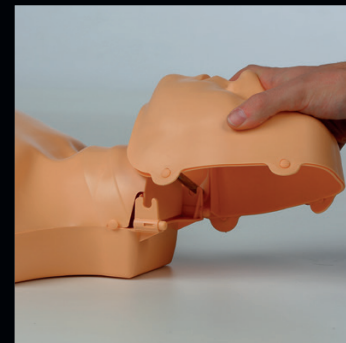
TWO IN ONE SIMULATOR
Adult and child CPR training with a single manikin.



EXCLUSIVE THREE-POSITION SELECTOR DIAL
Adult, child and test (no click).



BREATHING FUNCTION: REAL-LIKE SYSTEM
Exclusive breathing system. Including a unique functional nose.



FAST AND EASY ASSEMBLY
The manikin consists of 4 parts: head, lung, valve and torso, which can be assembled in just a few seconds.



AED TRAINING
The pads leave no residue on the skin.



ULTRA HYGIENIC
Helping to prevent cross contamination during rescue breathing training.

CERTIFICATE OF WARRANTY



This product has successfully passed the most stringent quality controls before leaving the factory. However, any malfunction due to assembly and / or components faults, please read the warranty and contact with the official distributor of the area.

VICEDO MARTI S.L. warrants this product to be free from defects in material and manufacture at the time of purchase for a period of TWO YEARS from invoice date of the purchase.

If during the period of the warranty, there is a product defect attributable to the manufacturing process, material failure and / or manufacture, the consumer shall inform to the official distributor within 10 business days after learning of the defect, and at the official distributor discretion, the product will either be repaired or replaced.

CONDITIONS OF WARRANTY:

Details and documentation: A copy of the invoice covering the purchase of your product is required to have warranty coverage. In addition to specifics of the product purchase, the invoice must provide the following information: name and address of the buyer.

Exclusions: This warranty specifically excludes the following:

- Damage and / or defects to the product resulting from misuse, or negligence of the user, including the use of the product for purposes other than its intended use.
- Damage and / or defects caused by the use of external agents such as lime or other noxious chemicals or corrosives.
- Damage and / or defects due to improper maintenance or lack of cleaning.
- Damage and / or defects arising from use of manikin parts not made by the manufacturer of the manikin.

Geographical coverage: The warranty is extended to all countries where this product is sold by a distributor, VICEDO MARTI S.L. or assigned by VICEDO MARTI S.L.

Cancellation of the warranty: Product warranty is cancelled:

- In cases of damage caused by repairs performed by persons other than authorized service agents of VICEDO MARTI S.L., and / or if parts or accessories are used in the manikin other than original parts or accessories manufactured by VICEDO MARTI S.L.
- By changing the data on the invoice, sales receipt or packing slip.

ASSEMBLY OF PRACTI-MAN BASIC

- 1** Remove the chest skin.
- 2** Connect the valve to the lung.
- 3** The lung must be positioned under the metal bar, never above it.
- 4** Snap the top portion of the valve into place followed of the bottom portion. You will hear a "click" when connected properly.
- 5** Connect face assembly to torso by fitting metal bar onto the two hooks located on either side of the neck. Keep face assembly level and snap into place.
- 6** Make sure:
 1. To attach the lung on the marked circle using the sticker.
 2. The lung rests loosely on the neck.
- 7** Place chest skin and attach to the studs.

RECOMMENDATIONS OF CLEANING AND DISINFECTING


To ensure maximum hygiene, the manufacturer recommends thorough cleaning of Practi-Man Basic after each use as per instructions below:



The simulator must be disinfected at the end of each training session. Separate the face skin from the head to clean lips and face.



For better cleaning, put the face skin in a container with water and disinfectant, clean carefully and keep dry for a correct function.



After each use, the Practi-Man Basic valve must be disinfected and allowed to dry for correct functioning.



The Practi-Man Basic lung is semi disposable, and can be used to train group of people in a session without needing to change it. If the chest stops rising during the practice session, check that the lung is not moist. If it is, replace it with a new one.

PRACTI-MAN BASIC REPLACEMENTS

- LUNG** (Ref. SP-001)
- VALVE** (Ref. SP-002)
- FACE SKIN** (Ref. Face-MB)
- CHEST SKIN** (Ref. Chest-MB)

PROTECTION DURING TRAINING



Protection with face shield during training ensures maximum hygiene for the practice of mouth-to-mouth resuscitation.



To ensure a correct manikin cleaning, use the sanitizing wipes.